HOW TO BOOK Holiday MEMORIES

Our booking guide will help ensure that you know how to book your next dream holiday!

+27 (0) 12 996 5120 | info@gomelo.co.za | www.gomelo.co.za

Step 1

To browse availability on www.gomelo.co.za, please remember to register first.

Step 2

Once registered, on the home page click on the resorts or location icon.

Step 3

In the search bar type in the name of the resort, or under the "Find by" bar type in a Province or City/Town of your choice.

Step 4

Once on the resort profile page, look to the right to see the list of availability for the resort. Click on the "Select" button next to the preferred date you would like to book.

Step 5

The "Booking Details" page will pop up. If you have a voucher, select "yes" and fill in your voucher code in the field. If not, leave the voucher field on "no". Click continue.

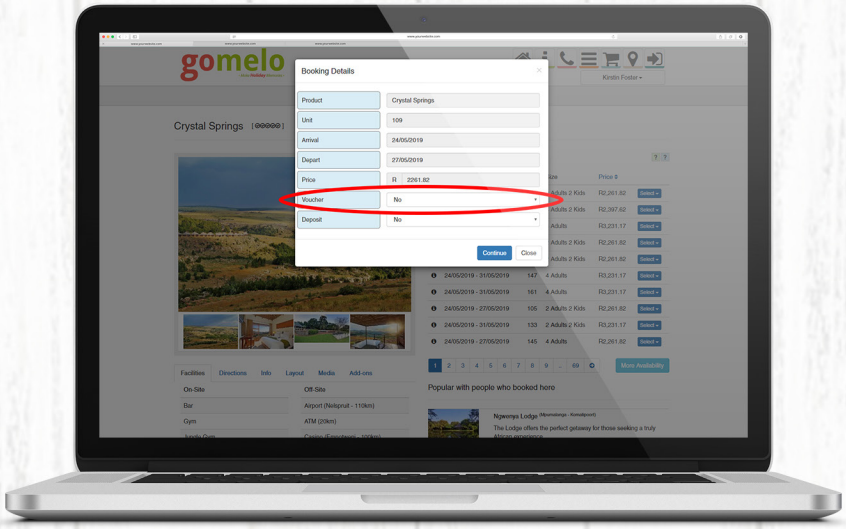

Step 6

The "Bookings for Payment" page will come up. Here you will see the resort, how many adults and kids the booking is for, the outstanding amount and the amount that should be paid. Then click "Proceed to payment".

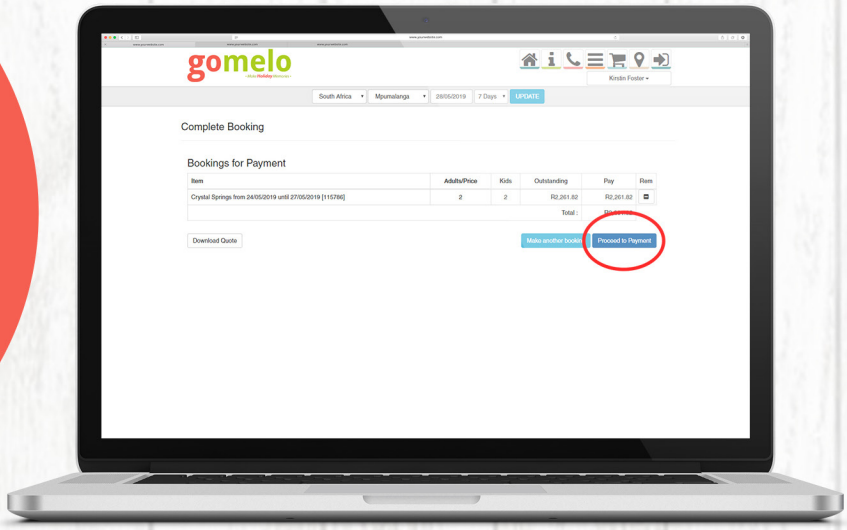

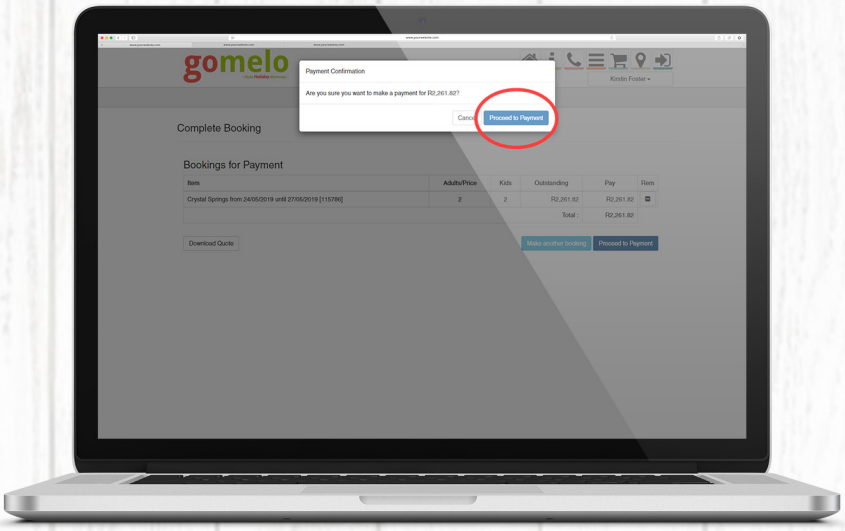

Step 7

A "Payment confirmation" block will pop up, then click proceed to payment.

Step 8

Fill in your bank details, and then click on the "Pay" button. Once payment is made, you will receive communication regarding the booking to confirm.

HAPPY BOOKINGS &

Thank you

FOR CHOOSING

gomelo

Make Holiday Memories